

GET LARGE, MID AND SMALL CAP STOCKS ON YOUR INVESTMENT PLATTER!



IDBI FLEXI CAP FUND

(previously known as IDBI Diversified Equity Fund)

An open-ended dynamic equity scheme investing across large cap, mid cap, small cap stocks

September 2021

Why IDBI Flexi Cap Fund?

- Actively managed equity scheme closely monitors macro-economic environment and major industry drivers
- No style bias. Scheme follows blend of quality, value and growth style of investing to align the portfolio as per market outlook and opportunities
- Investments in fundamentally sound stocks of companies having a strong balance sheet
- Investment without any sector or market cap bias to maximize gains for investors
- Diversification helps to minimize the risk of concentration losses
- Offers stability in bull and bear markets compared to sector or market cap specific funds
- Focuses on high conviction stocks with an view to generate better risk adjusted returns

Highlights of the scheme

- Diversification across industries and market caps
- Investment in fundamentally sound stocks of companies having a strong balance sheet
- Robust stock selection process

Who should invest?

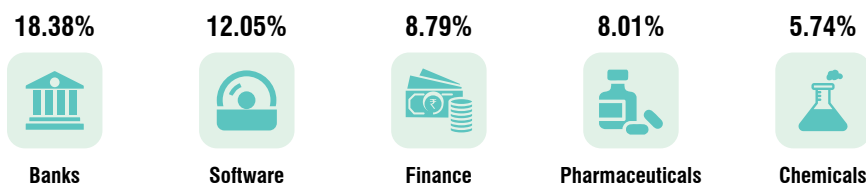
- Investors with investment horizon of more than 3 years
- Investors who are looking for long term capital appreciation opportunities
- Investors who are looking for a Diversified Portfolio of well researched companies
- Investors who have moderately high risk appetite

Top 10 Portfolio as on 31st August, 2021

Security Name	% to net Assets*	Security Name	% to net Assets*
HDFC Bank Ltd.	6.79	Housing Development Finance Corpn. Ltd.	3.33
Infosys Ltd.	4.69	SRF Ltd.	3.24
ICICI Bank Ltd.	4.54	Bharti Airtel Ltd.	3.23
Bajaj Finance Ltd.	4.08	Indian Railway Catering & Tourism Corpn. Ltd.	3.03
Reliance Industries Ltd.	3.79	Sun Pharmaceutical Industries Ltd.	2.99

*Rounded off to the nearest two digits after the decimal point.

Top 5 Industry Classification as on 31st August, 2021



Industry Classification as recommended by AMFI.

Quantitative Measures as on 31st August, 2021

Standard Deviation:
5.7761%

Beta:
0.8480

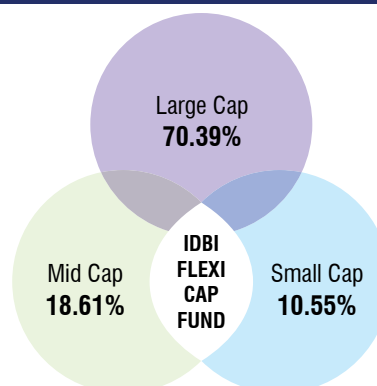
Sharpe Ratio:
0.1782

Portfolio Turnover Ratio [^] : **0.36**

[^] Lower of Purchase or Sale for one year/average AUM for one year

Risk free rate: Overnight MIBOR (3.38% as on 31/08/21). Source: FIMMDA. Ratios calculated on monthly 3 years data point.

Market Cap as on 31st August, 2021



Scheme Investing Facts

Minimum Application Amount

Single Investment - Rs.5000/- • Additional Purchase - Rs.1000/-
• Systematic Investment Plan (SIP)

SIP Options

Monthly option:

Rs.500 per month for a minimum period of 12 months or Rs.1000 per month for a minimum period of 6 months

Quarterly option:

Rs.1500 per quarter for a minimum period of 4 quarters

Benchmark

NIFTY 500 -
Total Return Index (TRI)

Fund Manager

Mr. Alok Ranjan

Inception Date

28th March, 2014

Loads Structure

Entry Load :
Not applicable.

Exit Load:
1% for exit within 12 months from the date of allotment, Nil thereafter

Investments above the minimum amount mentioned, shall be made in multiples of Re. 1

Scheme Performance of IDBI FLEXI CAP FUND

As of last business day of the month - August 2021

Fund Manager : **Mr. Alok Ranjan**
Total Experience: **Over 25 Years**

Period	CAGR Returns (in %)			Value of Rs. 10,000/- invested		
	Scheme	Benchmark#	Additional Benchmark##	Scheme	Benchmark#	Additional Benchmark##
1 Year	55.41	56.94	50.55	15,541	15,694	15,055
3 Years	14.56	14.59	15.49	15,041	15,054	15,412
5 Years	12.85	15.53	16.48	18,311	20,593	21,451
Since Inception (28th March, 2014)	17.51	16.19	15.10	33,180	30,503	28,440

FM Managing this Scheme since 6th August, 2021. #NIFTY 500 - TRI, ##S&P BSE Sensex - TRI

Other Schemes Managed by Mr. Alok Ranjan

As of last business day of the month - August 2021

Scheme/Index Name	Inception Date	1 Year Return (%)	3 Years Return (%)	5 Years Return (%)	Inception Return (%)
IDBI Equity Advantage Fund		48.07	9.33	11.05	17.88
S&P BSE 200 TRI	10 Sept., 2013	55.45	14.96	15.82	17.11
S&P BSE SENSEX TRI		50.55	15.49	16.48	15.64
IDBI India Top 100 Equity Fund		56.00	15.57	12.72	15.55
NIFTY 100 TRI	15 May, 2012	52.80	14.40	15.46	16.24
NIFTY 50 TRI		52.24	14.94	15.70	15.77
IDBI Midcap Fund		61.82	12.54	NA	12.28
NIFTY Midcap 100 TRI	25 Jan., 2017	71.83	13.60	NA	15.27
NIFTY 50 TRI		52.24	14.94	NA	17.67
IDBI Small Cap Fund		79.56	14.08	NA	11.24
NIFTY Smallcap 250 Index TRI	21 Jun., 2017	84.72	13.98	NA	10.28
NIFTY 50 TRI		52.24	14.94	NA	16.17
IDBI Long Term Value Fund		55.76	15.44	NA	15.35
S&P BSE 500 Index TRI	20 Aug., 2018	57.38	14.88	NA	15.31
S&P BSE SENSEX TRI		50.55	15.49	NA	15.70
IDBI Banking & Financial Services Fund		51.57	10.08	NA	9.67
NIFTY Financial Services TRI	4 Jun., 2018	59.45	16.04	NA	17.53
NIFTY 50 TRI		52.24	14.94	NA	17.33
IDBI Focused 30 Equity Fund		47.44	11.75	NA	10.70
NIFTY 100 TRI	17 Nov., 2017	52.80	14.40	NA	15.02
NIFTY 50 TRI		52.24	14.94	NA	15.85
IDBI Dividend Yield Fund		45.80	NA	NA	20.39
NIFTY Dividend Opportunities 50- TRI	21 Dec., 2018	54.14	NA	NA	17.05
NIFTY 50 TRI		52.24	NA	NA	20.32
IDBI Healthcare Fund		36.74	NA	NA	31.61
S&P BSE Healthcare - TRI	28 Feb., 2019	45.33	NA	NA	31.02
NIFTY 50 - TRI		52.24	NA	NA	21.74
IDBI Hybrid Equity Fund		31.69	7.20	NA	9.36
CRISIL Hybrid 35+65 - Aggressive Index	24 Oct., 2016	36.26	13.99	NA	13.73
NIFTY 50 TRI		52.24	14.94	NA	16.39
IDBI Equity Savings Fund		18.79	7.77	NA	7.86
40% of CRISIL Liquid Fund Index + 30%	27 Mar., 2018**	17.43	9.80	NA	10.52
CRISIL Short Term Bond Fund Index + 30% of NIFTY 50 - TRI					
CRISIL 10 Year Gilt Index		4.68	9.10	NA	7.63

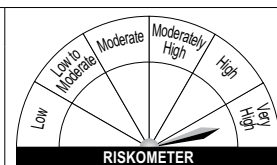
*Disclaimer: The information provided is for illustrative purpose and should not be construed as an investment advice. Past performance may or may not be sustained in future. Calculation are based Regular Plan. Growth Option NAV. Different plan have different expense structure. Return greater than 1 year are Compounded Annual Growth Rates (CAGR). IDBI AMC does not provide any guarantee / assurance of returns.

**Original Inception date was 7th March, 2011. As the scheme was converted in to Equity Savings Fund category, 27 March, 2018 is considered as Inception Date. Data as on 31st August, 2021.

Product Label

This product is suitable for investors who are seeking*:

- Long term capital appreciation.
- Investments in a diversified portfolio consisting of equity & equity related instruments across market capitalization.



Riskometer

Investors understand that their principal will be at **Very High risk**

*Investors should consult their financial advisors if in doubt about whether the product is suitable for them.

IDBI FLEXI CAP FUND

An open-ended dynamic equity scheme investing across large cap, mid cap, small cap stocks



Tel. No.: (+91 22) 6644 2800 Fax No.: (+91 22) 6644 2801

All India Toll Free No.: 1800-419-4324

E-mail ID: contactus@idbimutual.co.in

Internet: www.idbimutual.co.in Facebook: IDBIMutual

Mutual Fund investments are subject to market risks, read all scheme related documents carefully.